

# The Weeders' Digest

## Elegant and Edible Garden—Linda Vader!



Such an interesting adventure in gardening Linda Vader has had! Her photos and descriptions of both her cottages were stunning, and she seems to perform magic in her landscapes when she gardens! She has a new book out which many members were able to purchase at our meeting, and her book is now available on Amazon.

### Upcoming Program

by *Patty Cummings*

Dr Amanda Sadler will present our September 20 program at the Well upstairs this month. The program topic is Gardening RX—Gardening for Health, Movement and Mindfulness. Dr Sadler is a functional sports medicine physician with Norman Regional's NMOTION Clinic. She is an athlete, participating at the highest levels of competition including as a member of Team USA. She has earned over 30 international podium finishes, the world's fastest IronMan swim time, and more than 20 IronMan finishes. Join us at the Well for an informative presentation. Snacks are at 9:30 am and the speaker will begin at 10 am with the meeting following at 11 am.

### September Meeting is at The Well

Because of the county fair, our meeting this month will be at The Well, 210 James Garner Avenue in Norman. Speaker, snack and meeting times remain the same.

### Inside This Issue

President's Posting	2	Photo Booth	4,5,21
2023 IMGC Photos (cont.)	9-11	Recipe Box	19-20
Community Ed	2	Treasurer Report	18
Garden Gossip	4	August Minutes	18
MG Conference Info	3	Flowers of India	6-8
Deepest Sympathy	3	Faerie Garden Class	17
Fair Photos	13-14	Student Lunch	12



## President's Posting

*By Jeannie Kline*

It is September and cooler weather will soon be upon us! We have several activities coming up this month- the Day of Caring, a seed saving class presented by Mary Engel, the Cleveland County Fair, and our trip to the Myriad Gardens. Please try to attend as many as possible.

Thank you to all those who brought food and cuttings to the new student luncheon last month. Special thanks to our Hospitality Committee and Donna Carter for their work in organizing it. A good time was had by all! Welcome class of 2023!

And don't forget that our meeting this month will be held at The Well. I am looking forward to seeing you there.

*Jeannie*



## Community Education Committee *By Donna Wright & Linda Dolezal*

There will be no September community education class because of the Cleveland County Free Fair September 7-10, 2023. Join us again in October.

October 21st community education class subject is Faerie Gardens. It will be held from 10:00 -11:00 am In the classroom "C" of the OSU extension building, located at 601 East Robinson, Norman, OK

Brittany Jordan will be sharing her love of faerie gardening. She became a Master Gardener in 2017 when she and her husband purchased 4 acres together. She realized that it was not going to turn into the oasis she dreamed it could be on its own, so she set out to teach herself what she needed to know. She not only became a certified master gardener, but she also worked at Prairie Wind Nursery until it closed in 2020. She learned about native plants, grasses, succulents, and culinary herbs. Brittany currently manages three gardens in the MG demonstration garden; Morticia's garden, the faerie garden, and the raised accessible beds. She also serves on the advisory team for LoveWorks Community, where she and fellow Master Gardeners are working to reestablish that garden space for an after-school leadership programs. If you're lucky, you may find Brittany selling succulents at the Farmer's Market in Norman.

In our DIY Faerie Gardens class, she will cover everything you need to know to make your unique outdoor faerie garden. Choosing DIY over store-bought purchases allows the creative streak of the gardener to truly come alive. In this hands-on class you will learn the basic materials needed to transform everyday objects into unique tiny buildings. Brittany will walk us through the process behind her Faerie Garden techniques and tips to create your own mystical sculptures. She will also guide you through the types of plants to ensure your garden provides enough whimsy to keep your fairies, and friends, delighted for years to come. Mark this date on your calendar and join the fun!



Set aside Thursday, Sept. 21st to go to the Myriad Garden. Our morning begins with a 45 minute guided tour of the newly renovated Crystal Bridge. The tour will begin promptly at 10:00, but make sure to get there early. There is no cost. Afterward Jim Hanlon and Jerry Miller will lead us on a tour of the grounds. Lunch will be on your own. There are many options nearby including the basement of the Devin Tower. A special thanks to Jim and Jerry for arranging this visit.



OSU EXTENSION  
MASTER GARDENERS

## Master Gardener Conference Registration Now Open!

Registration for the 2023 Oklahoma State Master Gardener Conference ends September 30th. The cost is \$75 per person, and all sales are being handled online through the website. REGISTER HERE: <https://www.okmgc23.com/>

We are continuing to add information to the website. Right now, you will find information about our speakers, the agenda for conference day, our lunch caterer, a map of the conference facility, our designated hotels for the conference, and our current sponsors. Stay tuned and continue to check the website for updates. Put on your CCMGA t-shirts and join us for this informative and fun conference!



## Passing of Donna Wiley

*By Courtney DeKalb Myers*

It is with great sadness we report that Donna Wiley passed away. Donna was a member of our 2018 class. I remember when Donna would work at the help desk, we would have long conversations about food and where she planned to go for lunch. She was a sweet and caring human, and will be greatly missed. Please keep her families in your thoughts at this time. We will add a brick to our Memorial pathway in her memory.





**Important Note!** There will be a Garden Committee meeting after the September 26 pot-luck. Anyone interested in working in the garden, including interns and students, come join us for food and stay for the meeting. Lunch starts at 11:30 in Classroom. Here is the agenda:


- I. Switching over from Coordinator led to committee led**
- II. Committee needs**
- III. Construction/irrigation**
- IV. Plant labels**
- V. Garden signs**
- VI. Gardens Bedhead/ assistant**
- VII. New Demo Garden Sign**



Photo Booth



**Cathie Rose**, pictured in the Demo Garden at left, submitted these wonderful photos of insects in the garden. Of particular interest is the pipevine swallowtail caterpillar, pictured above and far left.







Kay says "Here are pictures of my Petite Black fig. It isn't petite but the figs are. Also here are pictures of my garden phlox with lots of insect activity. The bees also love my purple cuphea. Love the orb spider. Karen Wolf gave me a coaster with a garden picture on it. My oldest daughter's husband made me the garden pitchfork. I am also sending picture of my red coral bean plant. The hummingbirds love it."





# Looking at Flowers in Mumbai, India

by Lois Cox Marshall










# Flowers in Mumbai, India (cont.)

by Lois Cox Marshall





## 5. John and Bonnie Duma Garden

by *Rahmona Thompson*

To step into Bonnie Duma's garden is to step into an idea center for adding flair to outdoor spaces with repurposed antiques and thrift store finds. Her decors are artistic and clever and full of rustic charm. Just for starters, unique plant containers are everywhere and bursting with eye-catching flora. What do you do with an antique bed? Take it outside and "quilt" it with plants of course. (Bonnie, it appears, has redefined what a raised bed garden is.) As you wander through the different rooms in Bonnie's garden, your head will be swimming with ideas to dress up your own outdoor areas using old things in new ways.

A Kansas girl who grew up on a family farm, the garden also has a farm theme here and there. Bonnie loves honoring her Kansas roots and places special importance on repurposing items from her family farm. Her biggest venture was hauling tons of the hand-quarried limestone from the foundation of her great grandparents' barn in north central Kansas. Her garden now boasts a retaining wall made from stone quarried over 100 years ago. You may be inspired to take another look at those family heirlooms gathering dust in your own attic and basement.





5. John and Bonnie Duma Garden

by *Rahmona Thompson*





5. John and Bonnie Duma Garden

by *Rahmona Thompson*





# New Student Luncheon

*by Rahmona Thompson*



# Welcome, New Student Master Gardeners!





# Volunteers Working at the Fair!


*by Judy Kautz*





# Volunteers Working at the Fair!

by Judy Kautz



Believe it or not, this is an Illinois pumpkin!







On Aug. 9th, lots of Demo Garden workers were out getting the beds ready for the Cleveland County Fair next week. Playing in the soil is good for us! The lovely petunias are thriving in the container. Debbie is working on the entrance to the demo garden. Vada is working in the OK Proven bed and Randy helping her. Mary's weeding in west pergola. Jim is working on the irrigation in the coleus bed





# Photos of Demo Garden

*by Pat Welty*



More Demo Garden photos: Rahmona made a Dinosaur pit for kids and Joan is in the pink bed. Judy's cleaning up the red white & blue bed. Randy is helping Marilyn in her bulbs bed.





# CLEVELAND COUNTY MASTER GARDENER ASSOCIATION PRESENTS

## EDUCATIONAL CLASS

At this **FREE** meeting

## *Faerie Gardens*

**Saturday, October 21st**

**10:00-11:00**



Brittany Jordan will cover everything you need to know to make your unique outdoor faerie garden. Choosing DIY over store-bought purchases allows the creative streak of the gardener to truly come alive. In this hands-on class you will learn the basic materials needed to transform everyday objects into unique tiny buildings. Brittany will walk us through the process behind her Faerie Garden techniques and tips to create your own mystical sculptures. She will also guide you through the types of plants to ensure your garden provides enough whimsy to keep your fairies, and friends, delighted for years to come. Mark this date on your calendar and join the fun!

**Location: Cleveland County Extension  
Meeting Room C, Northwest corner of front building  
601 East Robinson, Norman, OK 73071**



**Presenter:  
Brittany Jordan  
Master Gardener**



\*Oklahoma State University, as an equal opportunity employer, complies with all applicable federal and state laws regarding non-discrimination and affirmative action. Oklahoma State University is committed to a policy of equal opportunity for all individuals and does not discriminate based on race, religion, age, sex, color, national origin, marital status, sexual orientation, gender identity/expression, disability, or veteran status with regard to employment, educational programs and activities, and/or admissions. For more information, visit <https://eeo.okstate.edu>.





## August Meeting Minutes

By Loreen Upton

President, Jeannie Kline opened the meeting with the Pledge of Allegiance.

Treasurer Report listed below.

Greenhouse committee, Nancy Logan. The date for the Greenhouse workday has been changed to 9-28-23 from 9:00am to 12:00 noon. Start up work for the Greenhouse planting is scheduled for 10-12-23.

Program Committee. Our speaker for 09-20-23 will be Dr. Sadler. The topic will be "Gardening for Health". Our meeting will be at the WELL on the second floor. Please silence cell phones.

There will be a tour of Myriad Gardens, Chrystal Bridge. Please sign up to attend. There will be a limit of 30 people for the tour.

Education committee. There will not be a community Education class in September. Our October class will be "Building a Fairy Garden". Please bring a glue gun.

Hospitality Committee, Sherry Garner. Please sign up to bring snacks for our September meeting that will be held at the WELL on the second floor.

Public Relations, Judy Kautz. Please continue to submit pictures and articles for the newsletter. All are welcomed and encouraged to participate. The tee shirt order has closed. The tee shirts should be in by September.

Garden committee and Garden Tours, Kathi Farley. Garden Tour guides are needed for our Saturday Garden Tours. A "Day of Caring" is scheduled for 9-14-23. We will be restructuring the "Pink Bed". We are looking for any Evergreen plants for our "Evergreen Garden". Please contact Cathy Rose. We will have a planning meeting for our new 2024 Garden Committee immediately following our potluck lunch on 9-26-23.

Membership, Marilyn Solomon. The new student picnic lunch went well. We need volunteers to open the Demonstration Garden on Fridays at noon for our new students to tour. Rayge Johnson's son continues to recover..

Farmers Market, Claren Kidd. The Farmers Market information table has been well attended. Thank you to all who have come forward to help. A special thanks to all our interns. We still need volunteers for September and October.

New Business.

The Monarch Butterfly Festival will be on 10-1-23.

If anyone is not getting CCMGA E mail and newsletters, please contact the office.

There will be a seed starting class on 9-12-23 at Norman Public library. Please contact the library for more information.

Our state Master Gardener conference will be in El Reno OK on 10-5-23 and 10-6-23.

Meeting adjourned.

Respectfully submitted, *Loreen Upton, Secretary*



## Treasurer's Report

By Nancy Logan

Beginning balance as of July 31, 2023 is \$37,161.98. \$30 Gloves Sold is income for the month. Expenses were \$407.95 Demo Garden; \$30 Speaker Honorarium: \$185.76 New Student Picnic Pizza and \$123.69 Greenhouse Supplies for Total expenses of \$747.40. Balance at August 31, 2023 is \$36,444.58, less budgeted expenses not yet reimbursed of \$6,717.56 and less reserve for greenhouse repairs of \$3,046.00, leaving funds in excess of budget at \$26,681.02.

Respectfully submitted, *Nancy Logan*





## Boston Cream Pie Cookie Cups

### Ingredients

1 box yellow cake mix  
1/3 c. butter, softened  
2 eggs  
1 (3.4 oz.) package instant vanilla pudding  
1/2 c. milk  
1 c. heavy cream  
1/4 c. semi-sweet chocolate chips  
1/4 c. heavy cream

1. Preheat oven to 350 F. Spray 3 mini muffin pans with non-stick spray.
2. In a large mixing bowl, combine the yellow cake mix, butter, and eggs with an electric mixer until it forms a soft dough. Scoop the cookie dough by rounded teaspoons into the greased mini muffin cups to make a total of 36 evenly sized cookie cups. (Do not overfill the muffin cups; they should be no more than 2/3 full of cookie dough.)
3. Bake the cookie cups at 350 F. for 9-10 minutes until set. Remove from the oven and cool) in the pan for 5 minutes.

4. Before removing cookie cups from the pan, use the end of a wooden spoon to press into the center of each cookie to create a deep indentation where the cream filling will later be added. Run a butter knife around the edges of each cookie to release it from the pan. Cool completely to room temperature on a wire cooling rack.

5. In a small bowl, combine the milk and instant vanilla pudding mix. Set aside.

6. In a large mixing bowl, beat 1 cup of the heavy cream with an electric mixer until stiff peaks form. Spoon the vanilla pudding mixture into the whipped cream and beat with the mixer until well combined. Scoop the vanilla cream into a gallon size zip top bag, zip closed, and cut one corner off of the bag to create a piping bag. Pipe the cream into the center indentation of each cookie cup.

7. In a small microwave safe bowl, combine the remaining 1/4 c. heavy whipping cream and the semi-sweet chocolate chips. Microwave for 15 seconds on high, stir well, then microwave again for 15 seconds. Stir the chocolate mixture well until it becomes thick and glossy. Let stand to thicken to desired consistency. Spoon a small amount of the chocolate onto the top of each cookie cup.

8. Serve immediately or refrigerate for up to 3 days.

Makes: 36 cups

*Note: Rick brought this to our luncheon. They were delicious!*







## Breakfast Empanadas

by Miller

### Ingredients

2 packages 5 inch empanada dough pastry

### FILLING

2 teaspoons olive oil

1/2 pound pork chorizo (remove casing if there is one)

1 teaspoon salt

1 teaspoon black pepper

1/4 teaspoon cayenne pepper

1/4 teaspoon smoked paprika

1/2 teaspoon onion powder

1 small potato diced into 1/4 inch pieces

1 large yellow onion diced into small pieces (I use a hand vegetable chopper and get them very small)

1/2 medium red bell pepper chopped into 1/4 inch pieces

1/2 medium green bell pepper chopped into 1/4 inch pieces

2 cloves garlic -- minced

5 large eggs, beaten

2 tablespoons mayonnaise

1/4 cup Mexican cheese blend -- shredded

### EGG WASH

1 egg

3 tablespoons water

Lightly beat the two together to make the egg wash

Preheat the oven to 400 degrees. Line a large baking sheet with a silicone baking mat or parchment paper.

Heat the oil in a large skillet over medium heat. Add the chorizo and cook until done, about 10 minutes. Stirring to break up any large pieces as you are cooking it. Remove from the pan and set aside.

While chorizo is cooking, measure out the salt, black pepper, cayenne pepper, paprika and onion powder in a small bowl and set aside. You will use half when you cook the veggies and half for the scrambled eggs.

Once the chorizo has been removed from the pan, continue at medium heat, add potatoes, onion, and bell peppers. Cook, stirring often until potatoes and peppers are soft and the onions are translucent, about 15 minutes. Lastly add garlic and half of the seasoning blend. (about last 2 minutes). Remove the vegetable mixture to the bowl with the chorizo and stir them together.

Stir the mayonnaise in with the beaten eggs and cook them in the same skillet you cooked the

chorizo in- over medium-low heat. Add the remaining half of the seasoning mixture as you scramble the eggs. Add the shredded cheese just before they are done (just to melt it) Leave the scrambled eggs a little wetter than you normally would as they will cook a bit in the oven. Remove from heat.

Place a tablespoon of scrambled eggs on the pastry round. Top it with a tablespoon of the chorizo/veggie mixture. Paint the edge of the pastry with the egg wash and fold it over to create a half-moon and press the edges together firmly to seal it. Crimp the edges with the back of a fork.

Place empanadas onto the baking sheet. Brush the top of the empanadas gently with the egg wash. Bake the empanadas until they are golden brown, about 20 minutes.

Source: [handletheheat.com](http://handletheheat.com)

*Note: You can find Empanada dough pastry at most Hispanic grocery stores. I buy Goya brand empanada dough at Supermercados in Moore in the frozen food section. If you want to make it, you can find this recipe at <https://handletheheat.com/breakfast-empanadas/#wprm-recipe-container-27964>*





Left, Jeannie Coley shows her beautiful arrangements in honor of Linda Vader's visit; Jeannie with Linda, Pres Jeannie, and Linda's assistant. Below, left, CCMGA at the Well, and below, Marilyn Solomon and Judy Kautz judge floriculture at the Canadian County Fair.



## MASTER GARDENER ASSOCIATION

Oklahoma State University, U.S. Department of Agriculture, State and Local Governments Cooperating. The Oklahoma Cooperative Extension Service offers its programs to all eligible persons regardless of age, race, color, religion, sex, sexual orientation, genetic information, gender identity, national origin, disability, marital or veteran status, or any other legally protected status. OCES provides equal opportunities in programs and employment.

The CCMGA newsletter is published as an educational service by the Cleveland County Oklahoma Cooperative Extension Service, 601 East Robinson, Norman, OK 73071-6616  
 Office 405-321-4774 Fax 405-360-0319  
 Email [ccmastergardener@yahoo.com](mailto:ccmastergardener@yahoo.com)  
 Website  
[www.clevelandcountymastergardeners.org](http://www.clevelandcountymastergardeners.org)

Courtney DeKalb-Myers  
 Extension Educator  
 Horticulture

Submit suggested articles for the newsletter not later than the **28th of each month** to Editor Judy Kautz at [jkautz@cox.net](mailto:jkautz@cox.net)

Newsletter Editor: Judy Kautz



## OSU EXTENSION CLEVELAND COUNTY MASTER GARDENERS

**For More Information** Check out the updated Horticulture and Master Gardener sections on the Cleveland County Extension Office website. The address is [www.oces.okstate.edu/cleveland](http://www.oces.okstate.edu/cleveland).